


POWNALL GREEN PRIMARY SCHOOL

INFORMATION FOR PARENTS



Love Learning, Love Life!

YEAR 1 CURRICULUM

Year Staff Group Team

1G - Miss Williamson

1P - Miss Bewley

Mrs Zombori

Mrs Ah-Tou Thomson (*M, T, W and Th, F am*)

Miss Clayton (*M - Th pm*)

Mrs Gaskell (*Th and F pm*)



Dear Parents

At Pownall Green we believe in creating the foundations on which children can build their futures. A love for learning starts early and our innovative approach captures this and enables our children to grow into confident, independent, successful and happy individuals.

Our creative curriculum equips children with the knowledge, understanding and basic skills they will need as they continue their learning journey through primary school and beyond. We place great emphasis on the parallel development of children's Personal, Learning and Thinking Skills, firmly believing that these are fundamental in enabling them to achieve success in all aspects of their future lives in our rapidly changing world.

We provide a creative and stimulating learning environment within which we expect our learners to aim for and achieve the highest possible standards in all they do. Ours is a happy, vibrant and successful school community.

The purpose of this booklet is to give you a summary of the curriculum that your child will follow throughout this year as well as outlining some of the day-to-day arrangements for the year group.

Yours sincerely,

Mrs J. Kersh

Headteacher

headteacher@pownallgreen.co.uk

Tel: (0161) 439 1105

DAY-TO- DAY ARRANGEMENTS

The school day

Start of morning session	EYFS and KS1 8:35am – 8:45am KS2 – 8:40am - 8:50am
Morning register closes	EYFS and KS1 8:45am KS2 – 8:50am
Start of afternoon session and close of registration	EYFS - 12:45pm KS1 - 12:50pm KS2 – 1:15pm
End of day	EYFS and KS1 - 3:15pm KS2 – 3:20pm

For this year group:

- **PE day:** **1G** – Thursday **1P** – Friday
- **Library day:** **1G** – Friday **1P** – Wednesday
- Please could all Year 1 children have a pair of wellies in school for **outdoor learning**. If your child needs additional waterproof clothing, we will let you know in advance of the session.

Attendance

If your child is unwell, the best place for him/her is home. Parents are requested to inform school at the earliest opportunity of the reason for their child's absence via telephone. The benefit of consistent, regular and punctual attendance is a full access to the curriculum and we seek for a partnership with families to promote a positive attitude to this. Parents are requested to avoid term time holidays in order to cause as little disruption as possible to their child's education. Only in exceptional circumstances may permission be granted for absence during term time.

Medicines

If a child requires medication but is well enough to attend school, parents/carers should bring the medicine, clearly labelled with the child's name and class to the school office. Medicines which are to be given three times per day need not be brought to school since they may be administered before school, after school and before bedtime. Medicines to be given four times per day may be brought to school for a midday dose to be administered. Asthma medication should be given to the teacher for safe, accessible storage. The Headteacher and class teacher should always be informed when a child has asthma and/or needs to have an inhaler in school to enable an appropriate level of care.

Mobile Phones

Children who travel unaccompanied to and from school may carry a phone in case of emergency but once in school, these must be turned off and handed to the class teacher for safekeeping. Phones are returned at the end of the day and should not be switched on until they have left the school campus.

Security arrangements

If anyone other than a parent/carer or their regular, known representative is to collect your child from school, you must advise the class teacher in the morning of the day in question, and prior to collection. Children will not be released to anyone else without such notice. If this is to be a regular arrangement, please inform the class teacher so you do not have to inform on each occasion.

Safeguarding

At our school safeguarding encompasses child protection, safer recruitment, as well our approach to the Child-In-Need process. It is also supported by our approach to behaviour management, our response to

managing bullying, our response to care and control, our response to children who are absent from school and our health and safety procedures. Throughout our work we have a clear commitment to supporting families. In line with the duty placed on us by section 175 of the Education Act 2002, we work well in partnership with parents/carers and any other appropriate agencies to promote the welfare of our children.

School Uniform

Everything that is brought in to school including all school uniform MUST BE NAMED	
Standard Uniform	<ul style="list-style-type: none"> • Grey pinafore dress / skirt • <i>Gold embroidered sweatshirt / cardigan</i> • <i>Short sleeved embroidered yellow polo shirt</i> • Grey tights • Grey/white socks • A warm outdoor coat (embroidered fleeces and waterproof coats are available) • Summer dress in yellow/white check • Classic cut grey shorts
Footwear	<ul style="list-style-type: none"> • Flat, black, plain school shoes or ankle boots. Boots must not be 'UGG' style and should not come above the ankle • Trainers should not be worn. • Wellington boots may be worn to school but children must have their school shoes to change in to.
Swimming Kit	<ul style="list-style-type: none"> • Swimming trunks or swimming costume and swimming cap (from Y3 upwards) • Towel • Goggles are not required unless there is a medical need
PE	<ul style="list-style-type: none"> • <i>T shirt in house colour (red, blue, green, yellow), this can be with the school logo or plain (no other logos permitted)</i> • Black shorts / cycling shorts / skorts • Black unbranded tracksuit top and bottoms for outdoor PE • Plimsolls/trainers
Other Options	<ul style="list-style-type: none"> • <i>Brown Book Bag for EYFS/KS1 (optional)</i> • Bags need to be small enough to fit in to their locker.
Jewellery, Hair and Make Up	<ul style="list-style-type: none"> • The wearing of jewellery is not appropriate for school and is not permitted except when it is worn for religious reasons. • If your child has pierced ears then studs may be worn. No other type of earring is acceptable due to health and safety reasons. Children must be able to remove them themselves in order to take part in PE lessons or covered with medical tape. • A watch may be worn. This must not have GPS, camera, messaging or calling capability. Must be removed for PE and Food Technology. • Extreme hairstyles are not appropriate for school. For health and safety reasons and to ensure it does not distract from learning, we advise that long hair be tied back with a bobble. It must be tied back for PE if it is longer than shoulder length and other activities where there is a health and safety element. Any plain clips and hairbands must be discreet and only used to secure hair away from the face. • Children should not wear make-up and should not have their nails painted. They should not wear false nails.
Sun protection	<ul style="list-style-type: none"> • Sun tan lotion to be applied at home (All day recommended). • Children must bring named sun hats in for sunny weather. • Optional named sunglasses. • Named water bottle.
Uniform presentation	<ul style="list-style-type: none"> • Jumpers/cardigans should not be tied around waists.

Home-school communication

The weekly newsletter will be sent out on Friday and will be the main method of communication for upcoming events and celebration of school life.

Teaching staff are available at the end of the school day for brief conversations (please note teachers have a staff meeting at 3:30pm on Wednesdays and Senior Leaders have a meeting on Tuesdays at 3:30pm). Appointments for longer discussion can be made by mutual agreement. Please feel free to email teachers via the admin email address and mark FAO. Teachers will endeavour to get back to you within 3 working days of receiving an email.

The Parents Page on the Website www.pownallgreen.co.uk

Our Parents page on the website also includes copies of the latest letters, notices, PTA information, uniform information as well as copies of all forms for you to print off and complete at home. The parents page also has useful information about how to support your child's learning in key areas.

ENGLISH

Reading

EYFS and Year 1

Children are taught reading skills daily through a range of activities, which include:

- Daily phonics sessions (Essential Letters and Sounds validated scheme)
- Daily story times/ rhyme sessions
- Weekly school library visit in which children will choose a library book to enjoy and read for pleasure
- Children will read a decodable book in class once a week focusing first on decoding, then fluency and finally expression.
- Children will take home 2 decodable books a week to be read multiple times to allow children to develop decoding, fluency and expression. These books are matched to their phonics ability.
- Parent volunteers will hear some children read.
- Please use the home reading record to log all home reading.
- Teachers will assess children's reading once a half term.

Year 2

Children are taught reading skills daily through a range of activities, which include:

- Regular phonics sessions (Essential Letters and Sounds)
- Regular story times/ rhyme sessions
- Library visit in which children will choose a library book to enjoy and read for pleasure
- Once children are reading beyond Oxford Reading Tree Level 6, children will move onto more challenging texts and change them independently.
- Parent volunteers will hear some children read.
- Please use the home reading record to log all home reading.
- Teachers will assess children's reading once a half term.

KS2

- Children have a fortnightly guided reading session in a small group to develop their reading skills: AVCRISP
- Children will have regular whole class 'book club' sessions to discuss and explore the directed reading book. Follow-up activities **may** be set for homework.
- Children have regular visits to the library where they can choose books to read for pleasure.
- Children have regular story times in class.

Writing

We aim to create a community of writers who are passionate about their learning. We do this through providing opportunities for children to write in different genres and for a range of audiences and purposes.

Handwriting

At Pownall Green Primary School we have high expectations for the presentation of all work. We have adopted a continuous cursive handwriting style, using an established scheme called LetterJoin. There is one pupil log in for all pupils and you can access your specific year group to practise this.

Pupil Log In

www.letterjoin.co.uk

IPad and Tablet Log-in

User name: dw5439
Swipe code: A capital 'L' shape starting at top left.

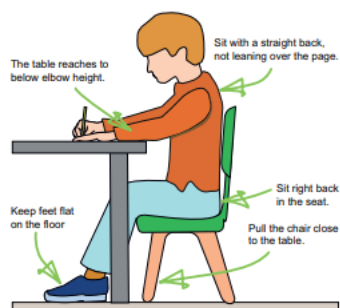
Desktop log-in

User name: dw5439
Account Password: home

Comfortable Sitting Position and Correct Paper Position Letter-join

Right handed children

How to sit correctly to be comfortable for handwriting.

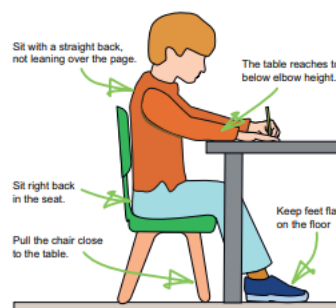


How to hold and position the paper.



Left handed children

How to sit correctly to be comfortable for handwriting.



How to hold and position the paper.



Spelling

Children are allocated weekly word lists via Google Classroom as part of their homework to practice spelling patterns. These spellings will be in line with the phonics scheme. Children will be informally tested on these spellings each week.

In addition to learning spelling patterns children are expected to learn to spell common exception words (Y1 and Y2) and Statutory word lists (Y3-Y6). Please see below.

Year 1 and 2 Common Exception Words

Year 1

the they one
 a be once
 do he ask
 to me friend
 today she school
 of we put
 said no push
 says go pull
 are so full
 were by house
 was my our
 is here
 his there
 has where
 I love
 you come
 your some

Year 2

door gold plant clothes
 floor hold path busy
 poor told bath people
 because every hour water
 find great move again
 kind break prove half
 mind steak improve money
 behind pretty sure Mr
 child beautiful sugar Mrs
 children after eye parents
 wild fast could Christmas
 climb last should everybody
 most past would even
 only father who
 both class whole
 old grass any
 cold pass many



Year 3 and 4 Statutory Spellings

accident	calendar	eight	guide	mention	possession	straight
accidentally	caught	eighth	heard	minute	possible	strange
actual	centre	enough	heart	natural	potatoes	strength
actually	century	exercise	height	naughty	pressure	suppose
address	certain	experience	history	notice	probably	surprise
although	circle	experiment	imagine	occasion	promise	therefore
answer	complete	extreme	increase	occasionally	purpose	though
appear	consider	famous	important	often	quarter	thought
arrive	continue	favourite	interest	opposite	question	through
believe	decide	February	island	ordinary	recent	various
bicycle	describe	forward	knowledge	particular	regular	weight
breath	different	forwards	learn	peculiar	reign	woman
breathe	difficult	fruit	length	perhaps	remember	women
build	disappear	grammar	library	popular	sentence	
busy	early	group	material	position	separate	
business	earth	guard	medicine	possess	special	





Years 5 and 6 Statutory Spellings



Aa

accommodate
accompany
according
achieve
aggressive
amateur
ancient
apparent
appreciate
attached
available
average
awkward

Bb

bargain
bruise

Cc

category
cemetery
committee
communicate
community
competition
conscience
conscious
controversy
convenience
correspond
criticise
curiosity

Dd

definite
desperate
determined
develop
dictionary
disastrous

Ee

embarrass
environment
equipment
equipped
especially
exaggerate
excellent
existence
explanation

Ff

familiar
foreign
forty
frequently

Gg

government
guarantee

Hh

harass
hindrance

Ii

identity
immediate
immediately
individual
interfere
interrupt

Ll

language
leisure
lightning

Mm

marvellous
mischievous
muscle

Nn

necessary
neighbour
nuisance

Oo

occupy
occur
opportunity

Pp

parliament
persuade
physical
prejudice
privilege
profession
programme
pronunciation

Qq

queue

Rr

recognise
recommend
relevant
restaurant
rhyme
rhythm

Ss

sacrifice
secretary
shoulder
signature
sincere
sincerely
soldier
stomach
sufficient
suggest
symbol
system

Tt

temperature
thorough
twelfth

Vv

variety
vegetable
vehicle

Yy

yacht

MATHEMATICS

Mathematics is taught through daily dedicated mathematic lessons but is also reinforced in other curriculum areas. The skills of number, shape, space, measure and handling data are all taught and practised throughout the year. The use and application of mathematics is developed at the same time through investigations, puzzles and problem solving.

The key learning objectives for Year 1 are to:-

Number and Place Value

- count to and across 100, forwards and backwards, beginning with 0 or 1, or from any given number
- count, read and write numbers to 100 in numerals; count in multiples of twos, fives and tens
- given a number, identify one more and one less
- identify and represent numbers using objects and pictorial representations including the number line, and use the language of: equal to, more than, less than (fewer), most, least
- read and write numbers from 1 to 20 in numerals and words.

Addition and Subtraction

- represent and use number bonds and related subtraction facts within 20
- read, write and interpret mathematical statements involving addition (+), subtraction (–) and equals (=) signs
- add and subtract one-digit and two-digit numbers to 20, including zero
- solve one-step problems that involve addition and subtraction, using concrete objects and pictorial representations, and missing number problems such as $7 = * - 9$.

Multiplication and Division

- solve one-step problems involving multiplication and division, by calculating the answer using concrete objects, pictorial representations and arrays with the support of the teacher.

Fractions

- recognise, find and name a half as one of two equal parts of an object, shape or quantity
- recognise, find and name a quarter as one of four equal parts of an object, shape or quantity.

Measurement

- compare, describe and solve practical problems for:
 - lengths and heights [for example, long/short, longer/shorter, tall/short, double/half]
 - mass/weight [for example, heavy/light, heavier than, lighter than]
 - capacity and volume [for example, full/empty, more than, less than, half, half full, quarter]
 - time [for example, quicker, slower, earlier, later]
- measure and begin to record the following:
 - lengths and heights
 - mass/weight
 - capacity and volume
 - time (hours, minutes, seconds)
- recognise and know the value of different denominations of coins and notes
- sequence events in chronological order using language [for example, before and after, next, first, today, yesterday, tomorrow, morning, afternoon and evening]
- recognise and use language relating to dates, including days of the week, weeks, months and years
- tell the time to the hour and half past the hour and draw the hands on a clock face to show these times.

Geometry

- recognise and name common 2-D and 3-D shapes, including:
 - 2-D shapes [for example, rectangles (including squares), circles and triangles]

- 3-D shapes [for example, cuboids (including cubes), pyramids and spheres].
- describe position, direction and movement, including whole, half, quarter and three-quarter turns.

Year 1 Curriculum Overview

	Term 1a	Term 1b	Term 2a	Term 2b	Term 3a	Term 3b
Science	Humans	Animals	Animals	Everyday Materials	Plants	
<i>Seasons throughout the year</i>						
History	The Great Fire of London				Changes within living memory	
Geography		Hot and cold areas of the world in relations to the equator and the North and South Pole	Geography of the school and its grounds. Key human and physical features of the surrounding environment			
	Seasonal and daily weather patterns - autumn		Seasonal and daily weather patterns - winter		Seasonal and daily weather patterns - spring	Seasonal and daily weather patterns - summer
Art	Drawing Portraits	Sculpture Clay, paper, foil			Painting Colour Mixing	
DT			Glove puppets	Balloon powered vehicles		Root vegetable Salads
Computing	E-Safety - Agree sensible e-Safety rules Programming – Bee Bots Multimedia - Add text to describe Technology in our lives – Research		E-Safety -passwords/personal information Programming – Bee Bots Multimedia - Green screening Handling Data - sort different kinds of information and present it to others		e-Safety - Keep passwords private/ Tell an adult Programming - Pivot stick Technology in our Lives – Class blog Handling Data - Collecting weather data	
	Recognising and sharing my feelings Exercise Healthy and unhealthy foods Keeping our bodies safe - medicine First aid		Keeping clean How humans grow and change Families and care Choosing and making friends Secrets and keeping safe (consent) Identifying and respecting difference		Class and Group Expectations Manners Looking after our environment – Pownall Green Where money comes from Keeping our money safe Wants and needs Transition – change and loss	
RE	Who is a Christian and what do they believe?		What makes some places sacred?		What does it mean to belong to a faith community?	
PE	Gym Games	Dance Games	Gym Games	Dance Games	Gym Games - Athletics	Dance Games - Athletics
Music	Unit 1 Charanga Hey You!		Unit 3 Charanga In The Groove		Unit 6 Charanga Reflect, Rewind And Replay	
French	Greetings		Numbers 1-10 Colours		Shapes	

Personal, Learning and Thinking Skills

Independent enquirers	Creative thinkers	Team workers	Self managers	Effective participators	Reflective learners
<ul style="list-style-type: none"> ☑ Know what you are trying to find out ☑ Find information from a source ☑ Choose which information you are going to use ☑ Record information in sentences 	<ul style="list-style-type: none"> ☑ Ask questions about the world around you ☑ Have ideas about your work ☑ Use your imagination in your work ☑ Explore new things and new ways of doing things ☑ Value unusual and unobvious ideas 	<ul style="list-style-type: none"> ☑ Take turns and share resources ☑ Listen to and share ideas with others ☑ Join in and work hard in your group ☑ Encourage and praise each other ☑ Use voting to help reach an agreement 	<ul style="list-style-type: none"> ☑ Look after your resources ☑ Concentrate on your work ☑ Finish your work ☑ Make good choices about your behaviour ☑ Growth Mindset: understand the power of 'yet'... 'I can't do it YET!' 	<ul style="list-style-type: none"> ☑ Think about how situations affect others in your class ☑ Think about the groups and communities you belong to ☑ Think about other people and what life is like for them ☑ Look after our school 	<ul style="list-style-type: none"> ☑ Talk about what you are learning ☑ Check work for mistakes ☑ Say what you find easy and what you find hard ☑ Talk about your 'next steps'

Feedback

Providing children individual feedback is essential if they are to make good progress. Feedback occurs at one of three common stages in the learning process:

1. Immediate feedback – at the point of learning
2. Summary feedback – at the end of a lesson/task
3. Review feedback – away from the point of learning

Feedback closest to the point of teaching and learning is likely to be most effective. We place considerable emphasis on immediate feedback that changes the course of the lesson. Summary feedback may take place at the end of the lesson and may involve children self/peer-assessing and editing in purple pen. Review feedback that takes place after the lesson is given in Dedicated Improvement and Reflection Time (DIRT) and replaces traditional marking. During a DIRT, the teacher leads a guided feedback to which the children respond in purple pen, identifying what has gone well and their own next steps. Children may also make improvements their work and deepen their learning through further challenges.

Achievement and attainment

We have high expectations of your child's educational achievement and personal qualities. The judgements about performance throughout the year are based on teacher assessments, against age-related expectations of the National Curriculum appropriate to the year group your child is in at present. Teacher assessments in all subjects are informed by continuous assessment during the whole year and takes account of evidence from observations, children's work and school based tests and tasks.

Statutory assessments

Below are is a list of statutory assessments that take place in all state schools across the country. These will be discussed further at the curriculum meeting.

- Reception Baseline Assessment
- Year 1 Phonics Check
- Year 2 SATs and Phonics Check
- Year 4 Multiplication Check
- Year 6 SATs

HOME- SCHOOL PARTNERSHIP

We greatly value a strong home/school partnership at Pownall Green and we would like to take this opportunity to thank you for your continued support. As always, if at any time you would like to discuss your child's progress please make an appointment to see the relevant class teacher.

How will I know how my child is doing this year?

Term 1A	Term 1B	Term 2A	Term 2B	Term 3A	Term 3B
<p>Curriculum Meetings</p> <p>Share what the children are going to learn.</p>	<p>Online Parents Evening</p> <p>How they have settled. Strengths and development points. Parents/carers share relevant information.</p> <p>Open Morning Children will share with parents/carers their learning.</p>	<p>Mid - Year Report</p> <p>Current academic performance</p> <p>Attendance Attitude Targets</p>	<p>Open Morning</p> <p>Children will share with parents/carers their learning.</p>	<p>Face to face Parents Evening</p> <p>How they have progressed. Strengths and development points. Parents/carers share relevant information.</p>	<p>End of year report</p> <p>Achievement in all subjects. Personal and social comments. Targets for the next year.</p> <p>Open Morning Children will share with parents/carers their learning.</p>

Establishing routines for reading, spellings, practising number facts, multiplication tables and homework is advisable and helps your child to learn valuable study skills for life.

Homework

Homework tasks will be listed on Google Classroom each week. Homework is set on a Thursday and needs to be submitted on the following Tuesday.

The following homework will be set:

- Reading (at least 4 times a week) from Reception – Y6
- Spelling practise using Spelling Shed from Y2-Y6
- Maths homework from Y1-Y6
- Occasionally teachers may set additional tasks which will be communicated via Google Classroom

Developing reading at home

Children of all ages, from Reception to Year 6, benefit greatly from reading and discussing books with an adult. Children should read as much as possible and should be encouraged to read a wide range of high-quality literature from a range of authors. Children enjoy being read to, whatever their age, and this helps to develop their vocabulary and their love of books.

Developing spelling at home

Children are allocated weekly word lists via Google Classroom as part of their homework to practice spelling patterns. In addition to learning spelling patterns children are expected to learn to spell common exception words (Y1 and Y2) and Statutory word lists (Y3-Y6). Please see above.

Developing maths at home

It is essential that all children regularly practise rapid recall of addition and subtraction facts and multiplication tables in order to keep their skills sharp. Children rarely learn number facts once and for all. Without regular practice at recalling number facts, the once seemingly 'learnt' number facts can quickly fade and recall can become slow and inaccurate. This is often a common barrier to learning in mathematics. It is therefore essential that all children keep practising the rapid recall of such number facts throughout the school from Reception to Year 6.

Involving children in everyday activities that require the real-life application of mathematics can really help children deepen their understanding of mathematical concepts. Activities such as baking, shopping, measuring, planning journeys and holidays can all be meaningful real-life applications of mathematics that you and your child can enjoy together.