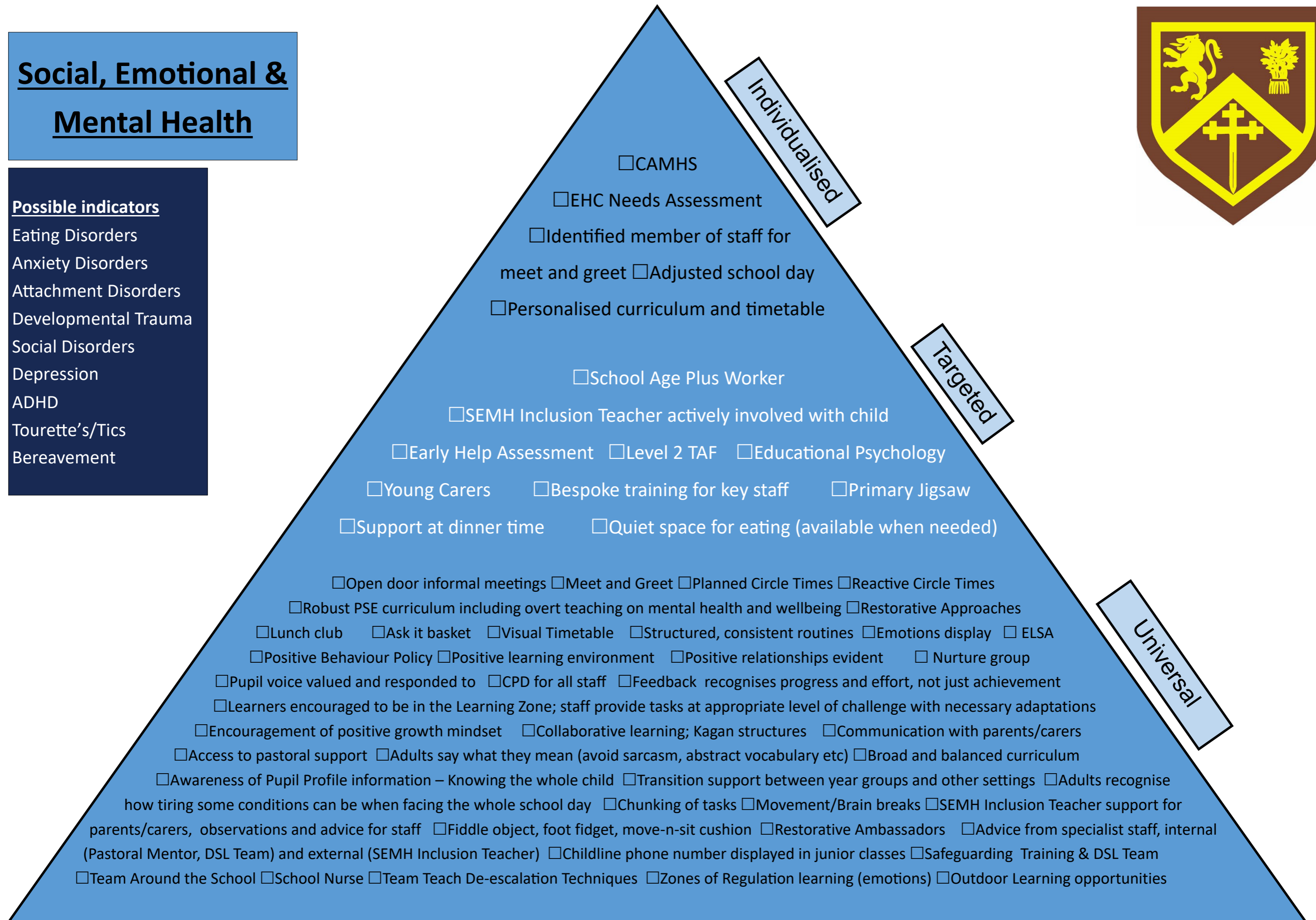




# Social, Emotional & Mental Health

## Possible indicators

Eating Disorders  
 Anxiety Disorders  
 Attachment Disorders  
 Developmental Trauma  
 Social Disorders  
 Depression  
 ADHD  
 Tourette's/Tics  
 Bereavement





## Physical & Sensory

### Possible indicators


Hearing impairment  
Vision impairment  
Motor Skills Difficulties  
Difficulties moving around school  
Balance difficulties  
Coordination difficulties  
Developmental Coordination Disorder



# Cognition & Learning

## Possible indicators

Difficulty acquiring new skills  
 Difficulty retaining knowledge  
 Dyslexic type difficulties  
 Dyscalculic type difficulties  
 Attainment below age-related expectations  
 Working Memory difficulties  
 Difficulty applying learning in different contexts



# Communication & Interaction

## Possible indicators

Speech sounds difficulties  
 Speech dysfluency  
 Selective Mutism  
 Receptive language difficulties  
 Expressive language difficulties  
 Short attention span  
 Struggle with change to routine  
 Social communication difficulties  
 Difficulty maintaining conversation  
 Difficulty making & maintaining friendships  
 Difficulty coping in unstructured times  
 Sensory processing differences  
 Specific Language Impairment  
 Developmental Language Disorder  
 Autism

