


POWNALL GREEN PRIMARY SCHOOL

INFORMATION FOR PARENTS



Love Learning, Love Life!

YEAR 5 CURRICULUM

5P- Miss Vickers

5G- Mr Aked

DAY-TO- DAY ARRANGEMENTS

The school day

Start of morning session	EYFS and KS1 8:35am – 8:45am KS2 – 8:40am - 8:50am
Morning register closes	EYFS and KS1 8:45am KS2 – 8:50am
Start of afternoon session and close of registration	EYFS - 12:45pm KS1 - 12:50pm KS2 – 1:15pm
End of day	EYFS and KS1 - 3:15pm KS2 – 3:20pm

For this year group:

- **PE days are:** Thursday. Additional PE days in Spring and Summer term- days TBC
- **Swimming day:** Friday (Autumn term)
- **Homework:** set on a Thursday to be completed for the following Tuesday

Attendance

If your child is unwell, the best place for him/her is home. Parents are requested to inform school at the earliest opportunity of the reason for their child's absence via telephone. The benefit of consistent, regular and punctual attendance is a full access to the curriculum and we seek for a partnership with families to promote a positive attitude to this. Parents are requested to avoid term time holidays in order to cause as little disruption as possible to their child's education. Only in exceptional circumstances may permission be granted for absence during term time.

Medicines

If a child requires medication but is well enough to attend school, parents/carers should bring the medicine, clearly labelled with the child's name and class to the school office. Medicines which are to be given three times per day need not be brought to school since they may be administered before school, after school and before bedtime. Medicines to be given four times per day may be brought to school for a midday dose to be administered. Asthma medication should be given to the teacher for safe, accessible storage. The Headteacher and class teacher should always be informed when a child has asthma and/or needs to have an inhaler in school to enable an appropriate level of care.

Mobile Phones

Children who travel unaccompanied to and from school may carry a phone in case of emergency but once in school, these must be turned off and handed to the class teacher for safekeeping. Phones are returned at the end of the day and should not be switched on until they have left the school campus.

Security arrangements

If anyone other than a parent/carer or their regular, known representative is to collect your child from school, you must advise the class teacher in the morning of the day in question, and prior to collection. Children will not be released to anyone else without such notice. If this is to be a regular arrangement, please inform the class teacher so you do not have to inform on each occasion.

Safeguarding

At our school safeguarding encompasses child protection, safer recruitment, as well our approach to the Child-In-Need process. It is also supported by our approach to behaviour management, our response to managing bullying, our response to care and control, our response to children who are absent from school and our health and safety procedures. Throughout our work we have a clear commitment to supporting families. In line with the duty placed on us by section 175 of the Education Act 2002, we work well in partnership with parents/carers and any other appropriate agencies to promote the welfare of our children.

School Uniform

Everything that is brought in to school including all school uniform MUST BE NAMED	
Standard Uniform	<ul style="list-style-type: none"> • Grey pinafore dress / skirt • <i>Gold embroidered sweatshirt / cardigan</i> • <i>Short sleeved embroidered yellow polo shirt</i> • Grey tights • Grey/white socks • A warm outdoor coat (embroidered fleeces and waterproof coats are available) • Summer dress in yellow/white check • Classic cut grey shorts
Footwear	<ul style="list-style-type: none"> • Flat, black, plain school shoes or ankle boots. Boots must not be 'UGG' style and should not come above the ankle • Trainers should not be worn. • Wellington boots may be worn to school but children must have their school shoes to change in to.
Swimming Kit	<ul style="list-style-type: none"> • Swimming trunks or swimming costume and swimming cap (from Y3 upwards) • Towel • Goggles are not required unless there is a medical need
PE	<ul style="list-style-type: none"> • <i>T shirt in house colour (red, blue, green, yellow), this can be with the school logo or plain (no other logos permitted)</i> • Black shorts / cycling shorts / skorts • Black unbranded tracksuit top and bottoms for outdoor PE • Plimsolls/trainers
Other Options	<ul style="list-style-type: none"> • <i>Brown Book Bag for EYFS/KS1 (optional)</i> • Bags need to be small enough to fit in to their locker.
Jewellery, Hair and Make Up	<ul style="list-style-type: none"> • The wearing of jewellery is not appropriate for school and is not permitted except when it is worn for religious reasons. • If your child has pierced ears then studs may be worn. No other type of earring is acceptable due to health and safety reasons. Children must be able to remove them themselves in order to take part in PE lessons or covered with medical tape. • A watch may be worn. This must not have GPS, camera, messaging or calling capability. Must be removed for PE and Food Technology. • Extreme hairstyles are not appropriate for school. For health and safety reasons and to ensure it does not distract from learning, we advise that long hair be tied back with a bobble. It must be tied back for PE if it is longer than shoulder length and other activities where there is a health and safety element. Any plain clips and hairbands must be discreet and only used to secure hair away from the face. • Children should not wear make-up and should not have their nails painted. They should not wear false nails.
Sun protection	<ul style="list-style-type: none"> • Sun tan lotion to be applied at home (All day recommended). • Children must bring named sun hats in for sunny weather. • Optional named sunglasses. • Named water bottle.
Uniform presentation	<ul style="list-style-type: none"> • Jumpers/cardigans should not be tied around waists.

Home-school communication

The weekly newsletter will be sent out on Friday and will be the main method of communication for upcoming events and celebration of school life.

Teaching staff are available at the end of the school day for brief conversations (please note teachers have a staff meeting at 3:30pm on Wednesdays and Senior Leaders have a meeting on Tuesdays at 3:30pm). Appointments for longer discussion can be made by mutual agreement. Please feel free to email teachers via the admin email address and mark FAO. Teachers will endeavour to get back to you within 3 working days of receiving an email. Teachers do not routinely check their emails during the day, for urgent messages please contact the school office e.g. please do not send going-home arrangements to this address.

The Parents Page on the Website www.pownallgreen.co.uk

Our Parents page on the website also includes copies of the latest letters, notices, PTA information, uniform information as well as copies of all forms for you to print off and complete at home. The parents page also has useful information about how to support your child's learning in key areas.

Curriculum Overview

	Term 1a	Term 1b	Term 2a	Term 2b	Term 3a	Term 3b
Science	Forces	Properties of materials	Changing materials	Earth and Space	Living things and their habitats	Animals including humans
History	Britain's settlement by Anglo-Saxons & Scots Viking and Anglo-Saxon struggle for the Kingdom of England to the time of Edward the Confessor.		Early Islamic civilization, including a study of Baghdad c. AD 900.			
Geography	Castleton residential – Geographical skills and fieldwork		Latitude, longitude, Equator, Northern Hemisphere, Southern Hemisphere, the Tropics of Cancer and Capricorn, Arctic and Antarctic Circle the Prime/ Greenwich Meridian and time zones Counties and Cities of the UK		Contrast the Great Lakes, USA with The Lake District, UK.	
Art	Drawing Leonardo da Vinci inspired - Anglo Saxon and Viking warrior sketches		Sculpture Islamic clay tiles Islamic pattern press printing		Painting Frida Kahlo	
DT		Sewing-decorations		Stomp Rockets		North American food
Computing	Digital Literacy Dolink Greenscreen – News Report GarageBand – 4 Chord Remix Scratch – Platform Game		Digital Literacy Google Sheets – Google Sheets Keynote – Animated scene Microbits/makecode – Microbit score counter		Digital Literacy Eyejack – Interactive Poster Adobe Spark – Web Page Design Crumble – Robot Orchestra	
PSHE	Anger Adult and children's views on feelings and emotions What positively and negatively affects health and wellbeing? (impact of the media) Making informed choices Legal and illegal drugs First Aid – burns Managing risk in the sun		Talking about puberty Male and female changes Puberty and hygiene Adults and children's views on growing and changing Image sharing (consent/peer on peer abuse) Friendship Same gender relationships and equal marriage		Moral issues Fairness and rule of law Anti-social behaviour Household budgeting Exploring risk in relation to gambling Climate change Transition – setting goals and recognising what we are good at	
RE	What would Jesus do?		What does it mean to be a Muslim in Britain today?		If God is everywhere, why go to a place of worship?	
PE	Swimming and Games		Dance, Games and Gym		Lacrosse, Tennis - Games - Athletics	
Music	Charanga- Writing Music Down		Charanga- Playing in a Band		Charanga- Compose Using Your Imagination	
French	Do You Have A Pet?	What is the date?	The Weather	The Planets	Chez moi	Clothes

ENGLISH

Reading

Reading is taught through three complementary approaches:

- *Whole class book club* – As a class, children read and discuss full novels from our Book Club spine developing their reading skills and fluency. This takes place 3 times a week.
- *Guided reading* – Children develop comprehension skills and fluency through reading high-quality, carefully chosen extracts from a range of non-fiction, poetry, classic and contemporary fiction. This takes place once a week.
- *Reading for Pleasure* – Children choose their own books from our well-stocked school and class libraries or bring in a suitable text from home. They have time in class to read for pleasure and should read at home each day.

Writing

We aim to create a community of writers who are passionate about their learning. We do this through providing opportunities for children to write in different genres and for a range of audiences and purposes.

Handwriting

We have adopted a continuous cursive handwriting style, using an established scheme called LetterJoin. There is one pupil log in for all pupils and you can access your specific year group to practise this.

Pupil Log In www.letterjoin.co.uk

IPad and Tablet Log-in

User name: dw5439
Swipe code: A capital 'L' shape starting at top left.

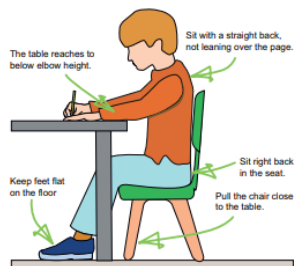
Desktop log-in

User name: dw5439
Account Password: home

Comfortable Sitting Position and Correct Paper Position

Right handed children

How to sit correctly to be comfortable for handwriting.

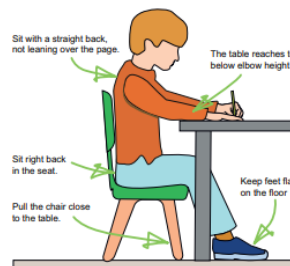


How to hold and position the paper.




Left handed children

How to sit correctly to be comfortable for handwriting.



How to hold and position the paper.



Spelling

We teach spelling weekly using the Spelling Shed scheme. Children are allocated weekly word lists, an overview is available via Google Classroom and a practise sheet will be sent home each week as part of their homework to practice spelling patterns. They should also practise the word list using the Spelling Shed app. Children will be tested on these spellings on a Thursday/Friday.

In addition to learning spelling patterns children are expected to learn to spell common exception words (Y1 and Y2) and Statutory word lists (Y3-Y6). Please see below.

Year 1 and 2 Common Exception Words

Year 1

the	they	one
a	be	once
do	he	ask
to	me	friend
today	she	school
of	we	put
said	no	push
says	go	pull
are	so	full
were	by	house
was	my	our
is	here	
his	there	
has	where	
I	love	
you	come	
your	some	

Year 2

door	gold	plant	clothes
floor	hold	path	busy
poor	told	bath	people
because	every	hour	water
find	great	move	again
kind	break	prove	half
mind	steak	improve	money
behind	pretty	sure	Mr
child	beautiful	sugar	Mrs
children	after	eye	parents
wild	fast	could	Christmas
climb	last	should	everybody
most	past	would	even
only	father	who	
both	class	whole	
old	grass	any	
cold	pass	many	

Year 3 and 4 Statutory Spellings

accident	calendar	eight	guide	mention	possession	straight
accidentally	caught	eighth	heard	minute	possible	strange
actual	centre	enough	heart	natural	potatoes	strength
actually	century	exercise	height	naughty	pressure	suppose
address	certain	experience	history	notice	probably	surprise
although	circle	experiment	imagine	occasion	promise	therefore
answer	complete	extreme	increase	occasionally	purpose	though
appear	consider	famous	important	often	quarter	thought
arrive	continue	favourite	interest	opposite	question	through
believe	decide	February	island	ordinary	recent	various
bicycle	describe	forward	knowledge	particular	regular	weight
breath	different	forwards	learn	peculiar	reign	woman
breathe	difficult	fruit	length	perhaps	remember	women
build	disappear	grammar	library	popular	sentence	
busy	early	group	material	position	separate	
business	earth	guard	medicine	possess	special	



Years 5 and 6 Statutory Spellings

Aa accommodate accompany according achieve aggressive amateur ancient apparent appreciate attached available average awkward	Cc category cemetery committee communicate community competition conscience conscious controversy convenience correspond criticise curiosity	Ee embarrass environment equipment equipped especially exaggerate excellent existence explanation Ff familiar foreign forty frequently Gg government guarantee	Hh harass hindrance Ii identity immediate immediately individual interfere interrupt Ll language leisure lightning Mm marvellous mischievous muscle	Nn necessary neighbour nuisance Oo occupy occur opportunity Pp parliament persuade physical prejudice privilege profession programme pronunciation Qq queue	Rr recognise recommend relevant restaurant rhyme rhythm Ss sacrifice secretary shoulder signature sincere sincerely soldier stomach sufficient suggest symbol system	Tt temperature thorough twelfth Vv variety vegetable vehicle Yy yacht
--	--	--	--	---	---	---



MATHEMATICS

Mathematics is taught through daily dedicated mathematic lessons but is also reinforced in other curriculum areas. The skills of number, shape, space, measure and handling data are all taught and practised throughout the year. The use and application of mathematics is developed at the same time through investigations, puzzles and problem solving.

The key learning objectives for Year 5 are to:-

- Interpret negative numbers in context
- Read Roman numerals to 1000, including years
- Recognise and use square and cube numbers
- Identify multiples and factors, including finding factor pairs and common factors
- Use vocabulary: prime numbers, prime factors and composite (non-prime) numbers
- Know prime numbers up to 19
- Multiply and divide numbers by 10, 100 or 1000, including decimals
- Use long multiplication for multiplying numbers of up to 4 digits by one or two digits
- Divide numbers using standard written short division
- Convert between mixed numbers and improper fractions
- Compare and order fractions and identify, name and write equivalent fractions
- Add, subtract and multiply fractions and mixed numbers by whole numbers
- Read and write decimal numbers as fractions
- Round decimals with 2 decimal places to whole number or to one decimal place
- Read, write, order and compare numbers with up to 3 decimal places
- Recognise % symbol and explain as a fraction with denominator of 100
- Understand and use common approximate conversions between metric and imperial
- Measure and calculate the perimeter and area of shapes and estimate the area of irregular shapes
- Use the properties of rectangles to find missing lengths and angles
- Identify 3-d shapes from 2-d representations
- Know angles are measured in degrees and compare acute, obtuse and reflex angles
- Draw and measure angles to the nearest degree and identify angles at a point, in a turn and on a straight line
- Complete, read and interpret information in tables, including timetables

Feedback

Providing children individual feedback is essential if they are to make good progress. Feedback occurs at one of three common stages in the learning process:

1. Immediate feedback – at the point of learning
2. Summary feedback – at the end of a lesson/task
3. Review feedback – away from the point of learning

Feedback closest to the point of teaching and learning is likely to be most effective. We place considerable emphasis on immediate feedback that changes the course of the lesson. Summary feedback may take place at the end of the lesson and may involve children self/peer-assessing and editing in purple pen. Review feedback that takes place after the lesson is given in Dedicated Improvement and Reflection Time (DIRT) and replaces traditional marking. During a DIRT, the teacher leads a guided feedback to which the children respond in purple pen, identifying what has gone well and their own next steps. Children may also make improvements their work and deepen their learning through further challenges.

Achievement and attainment

We have high expectations of your child's educational achievement and personal qualities. The judgements about performance throughout the year are based on teacher assessments, against age-related expectations of the National Curriculum appropriate to the year group your child is in at present. Teacher assessments in all subjects are informed by continuous assessment during the whole year and takes account of evidence from observations, children's work and school-based tests and tasks.

Statutory assessments

Below are is a list of statutory assessments that take place in all state schools across the country. These will be discussed further at the curriculum meeting.

- Reception Baseline Assessment
- Year 1 Phonics Check
- Year 2 SATs and Phonics Check
- Year 4 Multiplication Check
- Year 6 SATs

HOME- SCHOOL PARTNERSHIP

We greatly value a strong home/school partnership at Pownall Green and we would like to take this opportunity to thank you for your continued support. As always, if at any time you would like to discuss your child's progress please make an appointment to see the relevant class teacher.

How will I know how my child is doing this year?

Term 1A	Term 1B	Term 2A	Term 2B	Term 3A	Term 3B
<p>Curriculum Meetings</p> <p>Share what the children are going to learn.</p>	<p>Online Parents Evening</p> <p>How they have settled. Strengths and development points. Parents/carers share relevant information.</p> <p>Open Morning Children will share with parents/carers their learning.</p>	<p>Mid - Year Report</p> <p>Current academic performance</p> <p>Attendance Attitude Targets</p>	<p>Open Morning</p> <p>Children will share with parents/carers their learning.</p>	<p>Face to face Parents Evening</p> <p>How they have progressed. Strengths and development points. Parents/carers share relevant information.</p>	<p>End of year report</p> <p>Achievement in all subjects. Personal and social comments. Targets for the next year.</p> <p>Open Morning Children will share with parents/carers their learning.</p>

Establishing routines for reading, spellings, practising number facts, multiplication tables and homework is advisable and helps your child to learn valuable study skills for life.

Homework

Homework tasks will be listed on Google Classroom each week. Homework is set on a Thursday and needs to be completed by the following Tuesday.

The following homework will be set:

- Reading (at least 4 times a week) from Reception – Y6
- Spelling practise using Spelling Shed and spelling lists from Y1-Y6
- Maths homework from Y1-Y6
- Occasionally teachers may set additional tasks which will be communicated via Google Classroom

Developing reading at home

Children of all ages, from Reception to Year 6, benefit greatly from reading and discussing books with an adult. Children should read as much as possible and should be encouraged to read a wide range of high-quality literature from a range of authors. Children enjoy being read to, whatever their age, and this helps to develop their vocabulary and their love of books.

Developing maths at home

It is essential that all children regularly practise rapid recall of addition and subtraction facts and multiplication tables in order to keep their skills sharp. Children rarely learn number facts once and for all. Without regular practice at recalling number facts, the once seemingly 'learnt' number facts can quickly

fade and recall can become slow and inaccurate. This is often a common barrier to learning in mathematics. It is therefore essential that all children keep practising the rapid recall of such number facts throughout the school from Reception to Year 6.

Involving children in everyday activities that require the real-life application of mathematics can really help children deepen their understanding of mathematical concepts. Activities such as baking, shopping, measuring, planning journeys and holidays can all be meaningful real-life applications of mathematics that you and your child can enjoy together.